



# ALBERTVILLE FIRE DEPARTMENT

## 2021 Annual Report





# ALBERTVILLE FIRE DEPARTMENT

- **Mission Statement**

Albertville Fire Department members are highly trained and dedicated to their community in order to maintain the following oath to our citizens:

"The mission of the Albertville Fire Department is to minimize the loss of life and property from fire, natural disaster, and hazardous material incidents; and to save lives by providing emergency services in life threatening situations in the Cities of Albertville and Otsego; and to perform these services in a safe and efficient manner by maintaining effective emergency response, life safety principles, fire suppression initiatives, and fire prevention training."

- **Vision Statement**

"The Albertville Fire Department is committed to providing a superior level of emergency service that continually improves the quality of life, health, and safety of the people who live, work in, and visit our community."



# ALBERTVILLE FIRE DEPARTMENT

- The Albertville Fire Department is committed to the following Core Values:
  - ❖ Integrity
  - ❖ Professionalism
  - ❖ Honor
  - ❖ Dedication

Integrity: That our moral principles and intellectual honesty will carry through to the Fire Department and everything we do in the community.

Professionalism: We hold our individual involvement in this profession to the highest standards through committed, quality service to our community. We exemplify our professionalism in the way we take pride in ourselves through our service and day-to-day interactions.

Honor: We are committed to honesty, moral values, and ethics in all that we do. We believe that every action we take reflects on all the members of the Fire Department, both past and present.

Dedication: We hold a passionate belief in our mission as a Fire Department.

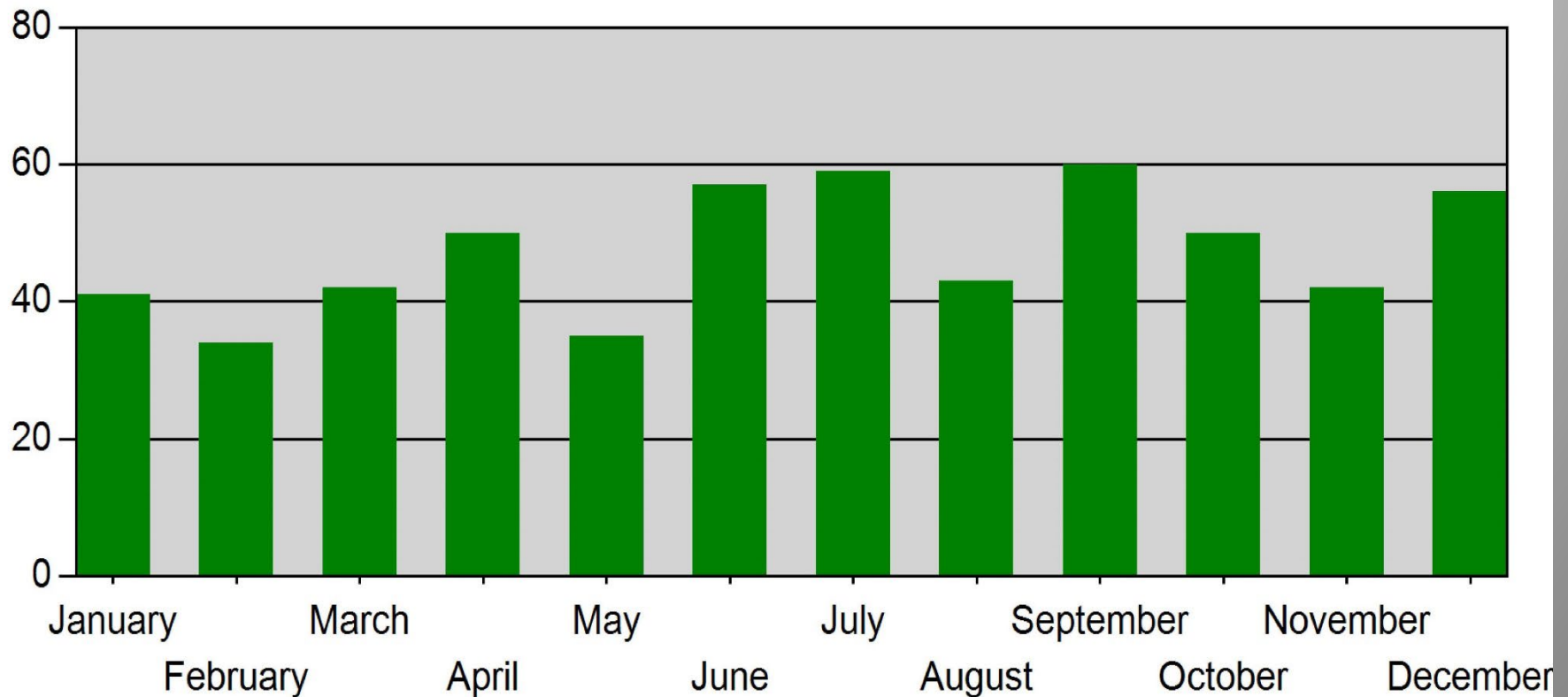


# 2021 Call Data



# Calls for Service

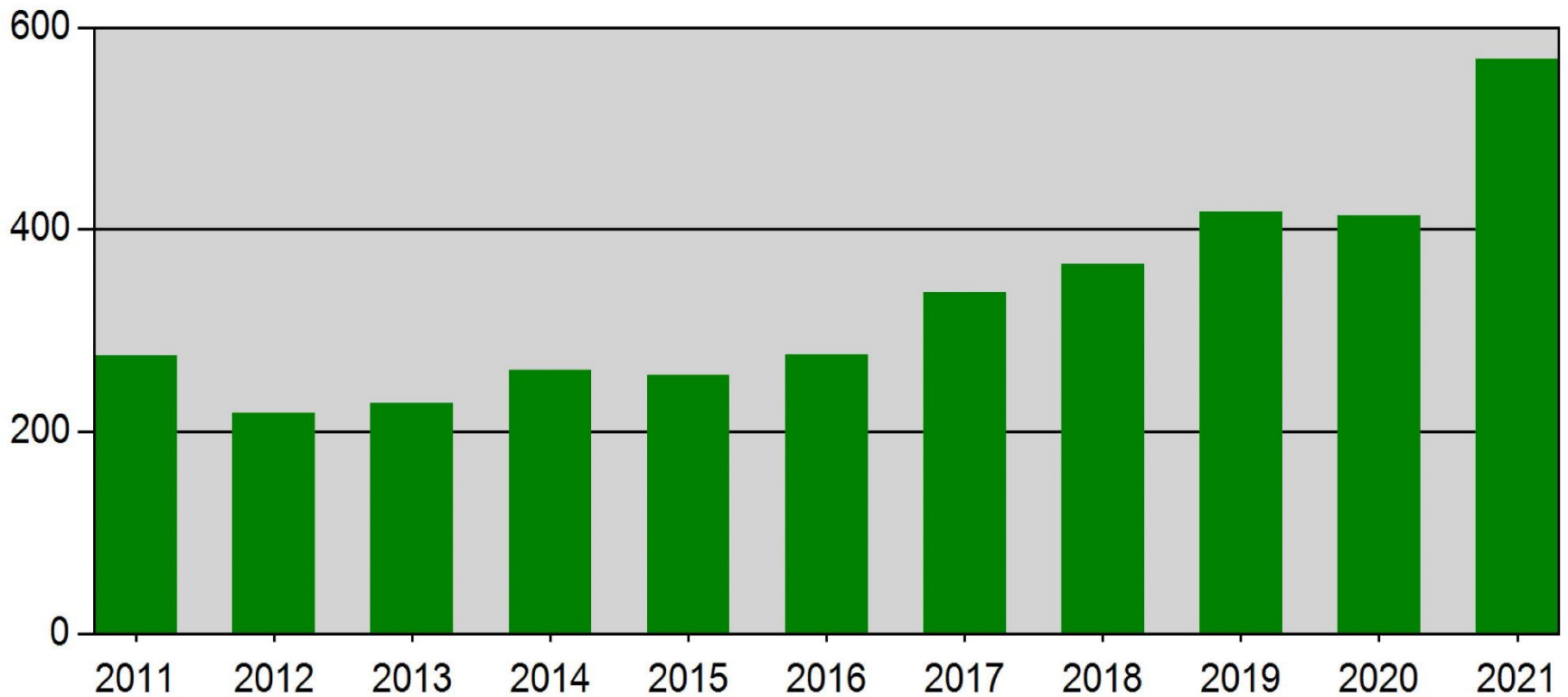
○ Total Calls in 2021: 569





# Yearly Call Volume

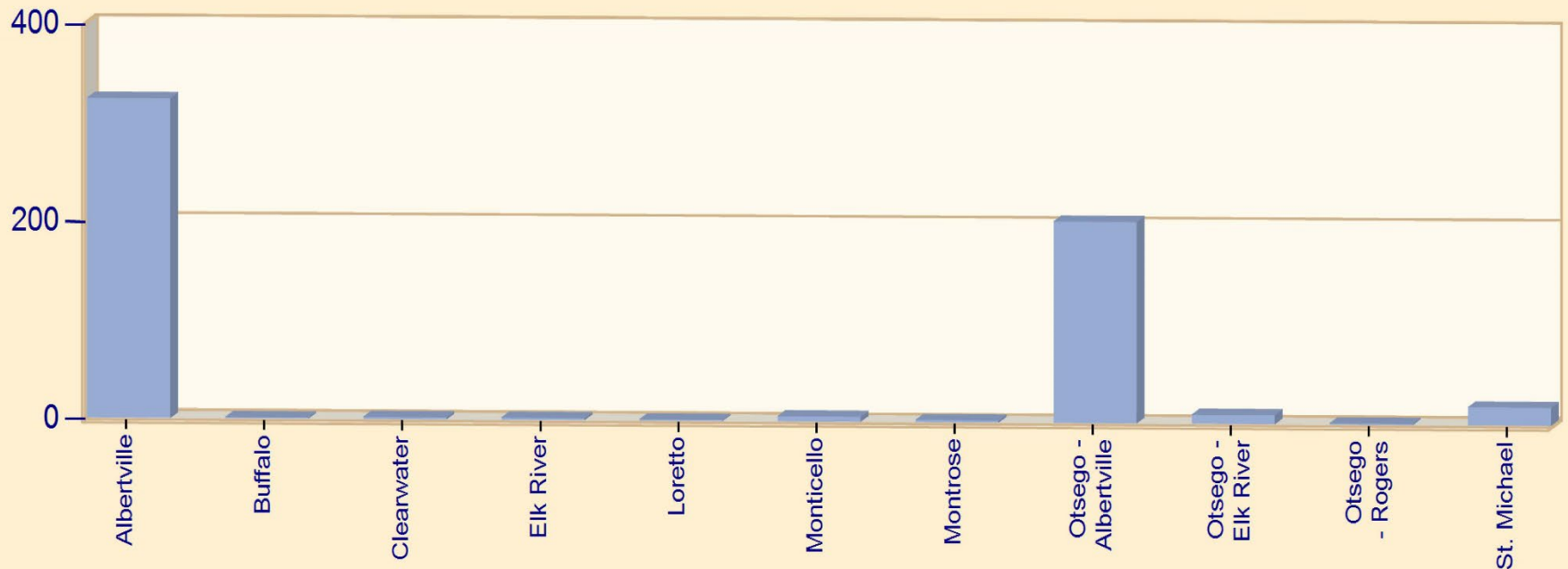
- Annual call volume has increased by 106.91% since 2011.





# Calls for Service by City:

- Total Calls in 2021: 569
  - Albertville: 324 (56.94%)
  - Otsego: 204 (35.85%)
  - Mutual Aid: 41 (7.21%)



# Calls for Service by City - History:

2021:

- Albertville = 324 (56.94%)
- Otsego = 204 (35.85%)

2020:

- Albertville = 231 (55.79%)
- Otsego = 158 (38.16%)

2019:

- Albertville = 234 (55.98%)
- Otsego = 164 (39.23%)

2018:

- Albertville = 218 (59.56%)
- Otsego = 131 (35.79%)

2017:

- Albertville = 184 (54.44%)
- Otsego = 129 (38.17%)





# Calls by Day and Time

Hour	Sun	Mon	Tue	Wed	Thu	Fri	Sat	Hour	Total per Hour	Percent
00:00	3	2	0	1	1	1	1	00:00	9	1.58%
01:00	2	0	2	1	1	1	1	01:00	8	1.41%
02:00	2	0	2	2	1	2	0	02:00	9	1.58%
03:00	2	2	0	2	0	3	2	03:00	11	1.93%
04:00	1	4	0	3	3	1	2	04:00	14	2.46%
05:00	2	2	2	4	1	0	2	05:00	13	2.28%
06:00	1	1	2	2	1	3	2	06:00	12	2.11%
07:00	2	3	4	5	3	3	5	07:00	25	4.39%
08:00	1	2	6	3	5	3	4	08:00	24	4.22%
09:00	4	7	4	2	3	3	0	09:00	23	4.04%
10:00	3	2	5	3	5	5	7	10:00	30	5.27%
11:00	4	4	4	6	2	7	6	11:00	33	5.80%
12:00	6	3	4	6	2	5	4	12:00	30	5.27%
13:00	4	2	3	3	2	4	4	13:00	22	3.87%
14:00	11	3	5	3	3	3	4	14:00	32	5.62%
15:00	4	9	1	5	6	2	0	15:00	27	4.75%
16:00	5	5	6	3	6	2	5	16:00	32	5.62%
17:00	9	7	3	4	3	5	8	17:00	39	6.85%
18:00	9	4	6	12	7	5	4	18:00	47	8.26%
19:00	6	9	5	6	3	2	4	19:00	35	6.15%
20:00	1	6	2	5	4	2	4	20:00	24	4.22%
21:00	4	5	2	4	3	5	7	21:00	30	5.27%
22:00	2	3	1	4	2	5	3	22:00	20	3.51%
23:00	4	1	2	3	2	6	2	23:00	20	3.51%
Total Responses for Day	92	86	71	92	69	78	81	Total	569	100.00%
% of Responses for Day	11.96%	10.47%	8.45%	13.04%	10.14%	8.97%	9.88%			
% of Responses for Week	16.17%	15.11%	12.48%	16.17%	12.13%	13.71%	14.24%			

Maximum call volumes for each day are shown with a RED background, and maximum call volumes for each hour are shown with a BLUE background



# Calls for Service by Time Block

Hour	Sun	Mon	Tue	Wed	Thu	Fri	Sat
00:00	3	2	0	1	1	1	1
01:00	2	0	2	1	1	1	1
02:00	2	0	2	2	1	2	0
03:00	2	2	0	2	0	3	2
04:00	1	4	0	3	3	1	2
05:00	2	2	2	4	1	0	2
06:00	1	1	2	2	1	3	2
07:00	2	3	4	5	3	3	5
08:00	1	2	6	3	5	3	4
09:00	4	7	4	2	3	3	0
10:00	3	2	5	3	5	5	7
11:00	4	4	4	6	2	7	6
12:00	6	3	4	6	2	5	4
13:00	4	2	3	3	2	4	4
14:00	11	3	5	3	3	3	4
15:00	4	9	1	5	6	2	0
16:00	5	5	6	3	6	2	5
17:00	9	7	3	4	3	5	8
18:00	9	4	6	12	7	5	4
19:00	6	9	5	6	3	2	4
20:00	1	6	2	5	4	2	4
21:00	4	5	2	4	3	5	7
22:00	2	3	1	4	2	5	3
23:00	4	1	2	3	2	6	2

<b>Weekday</b>	<b>213</b>	<b>37.43%</b>
<b>Weeknights</b>	<b>119</b>	<b>20.91%</b>
<b>Weekends</b>	<b>178</b>	<b>31.28%</b>
<b>Duty Company</b>	<b>59</b>	<b>10.37%</b>
<b>TOTAL</b>	<b>569</b>	

# Calls for Service by Time Block:

## Weekday / Daytime:

- Monday to Friday / 5:00 a.m. to 5:00 p.m.
- 213 Calls (37.43%)

## Weekday / Nighttime:

- Monday to Friday / 5:00 p.m. to 10:00 p.m.
- 119 Calls (20.91%)

## Weekends:

- Friday 10:00 p.m. to Sunday 10:00 p.m.
- 178 Calls (31.28%)

## Duty Companies:

- Sunday to Friday / 10:00 p.m. to 5:00 a.m.
- 59 Calls (10.37%)



# Incident Statistics – All Calls

INCIDENT COUNT			
INCIDENT TYPE		# INCIDENTS	
EMS		323	
FIRE		246	
<b>TOTAL</b>		<b>569</b>	
TOTAL TRANSPORTS (N2 and N3)			
APPARATUS	# of APPARATUS TRANSPORTS	# of PATIENT TRANSPORTS	TOTAL # of PATIENT CONTACTS
<b>TOTAL</b>			
PRE-INCIDENT VALUE		LOSSES	
<b>\$18,945,882.00</b>		<b>\$171,621.00</b>	
CO CHECKS			
424 - Carbon monoxide incident		3	
736 - CO detector activation due to malfunction		10	
746 - Carbon monoxide detector activation, no CO		4	
<b>TOTAL</b>		<b>17</b>	
MUTUAL AID			
Aid Type		Total	
Aid Given		42	
Aid Received		19	
OVERLAPPING CALLS			
# OVERLAPPING		% OVERLAPPING	
51		8.96	
LIGHTS AND SIREN - AVERAGE RESPONSE TIME (Dispatch to Arrival)			
Station	EMS	FIRE	
Albertville Fire Department	0:09:48	0:11:34	
<b>AVERAGE FOR ALL CALLS</b>		<b>0:09:41</b>	
LIGHTS AND SIREN - AVERAGE TURNOUT TIME (Dispatch to Enroute)			
Station	EMS	FIRE	
Albertville Fire Department	0:06:07	0:06:42	
<b>AVERAGE FOR ALL CALLS</b>		<b>0:06:05</b>	
AGENCY		AVERAGE TIME ON SCENE (MM:SS)	
Albertville Fire Department		40:57	

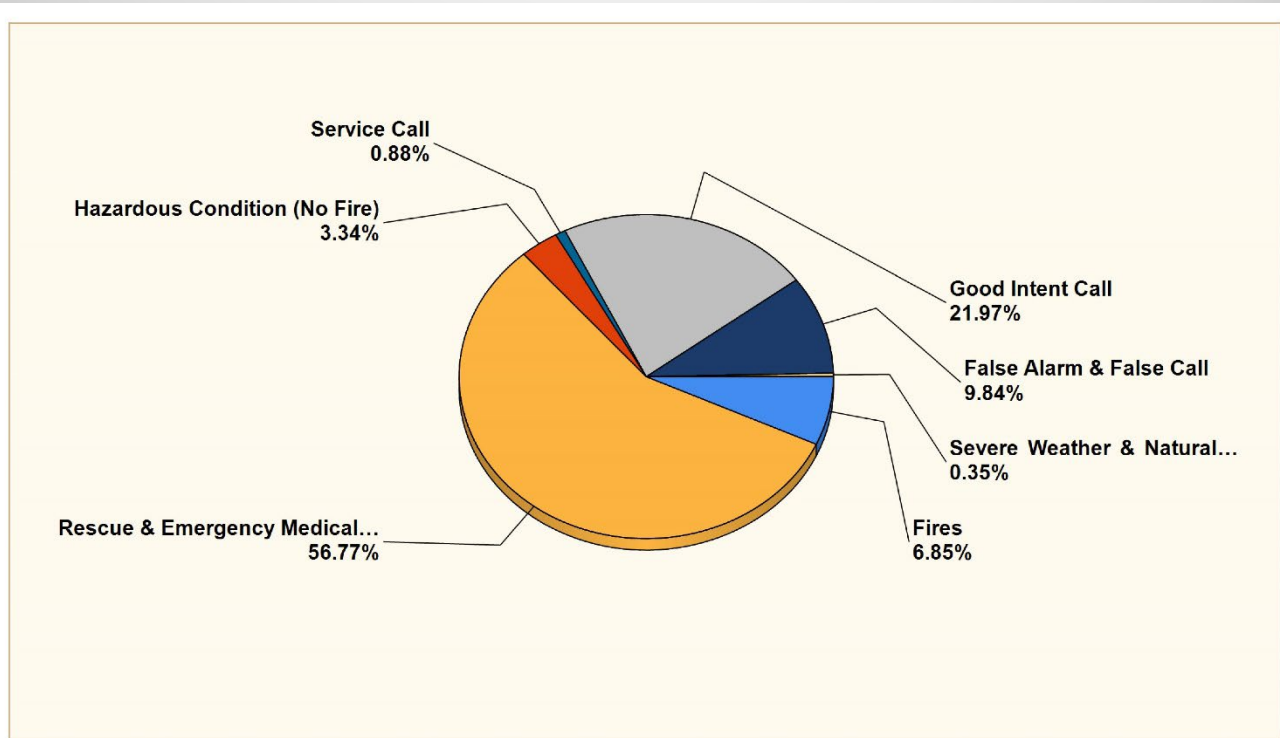


# Property Values Versus Loss and Save – All Calls

INCIDENT #	PRE-INCIDENT VALUE	LOSSES	SAVED
2021-68	\$5,283,000.00	\$25.00	\$5,282,975.00
2021-88	\$5,283,000.00	\$2.00	\$5,282,998.00
2021-99	\$500,000.00	\$0.00	\$500,000.00
2021-120	\$145,000.00	\$1,000.00	\$144,000.00
2021-138	\$6,000.00	\$1,000.00	\$5,000.00
2021-159	\$5,283,000.00	\$1,000.00	\$5,282,000.00
2021-194	\$10,000.00	\$1,000.00	\$9,000.00
2021-218	\$357,965.00	\$17,000.00	\$340,965.00
2021-259	\$100.00	\$100.00	\$0.00
2021-263	\$5,500.00	\$5,500.00	\$0.00
2021-266	\$338,754.00	\$133,610.00	\$205,144.00
2021-336	\$4,000.00	\$4,000.00	\$0.00
2021-338	\$5,500.00	\$500.00	\$5,000.00
2021-339	\$500.00	\$500.00	\$0.00
2021-472	\$5,500.00	\$5,500.00	\$0.00
2021-506	\$896,600.00	\$20.00	\$896,580.00
2021-519	\$533,463.00	\$864.00	\$532,599.00
2021-535	\$288,000.00	\$0.00	\$288,000.00
<b>Totals:</b>	<b>\$18,945,882.00</b>	<b>\$171,621.00</b>	<b>\$18,774,261.00</b>



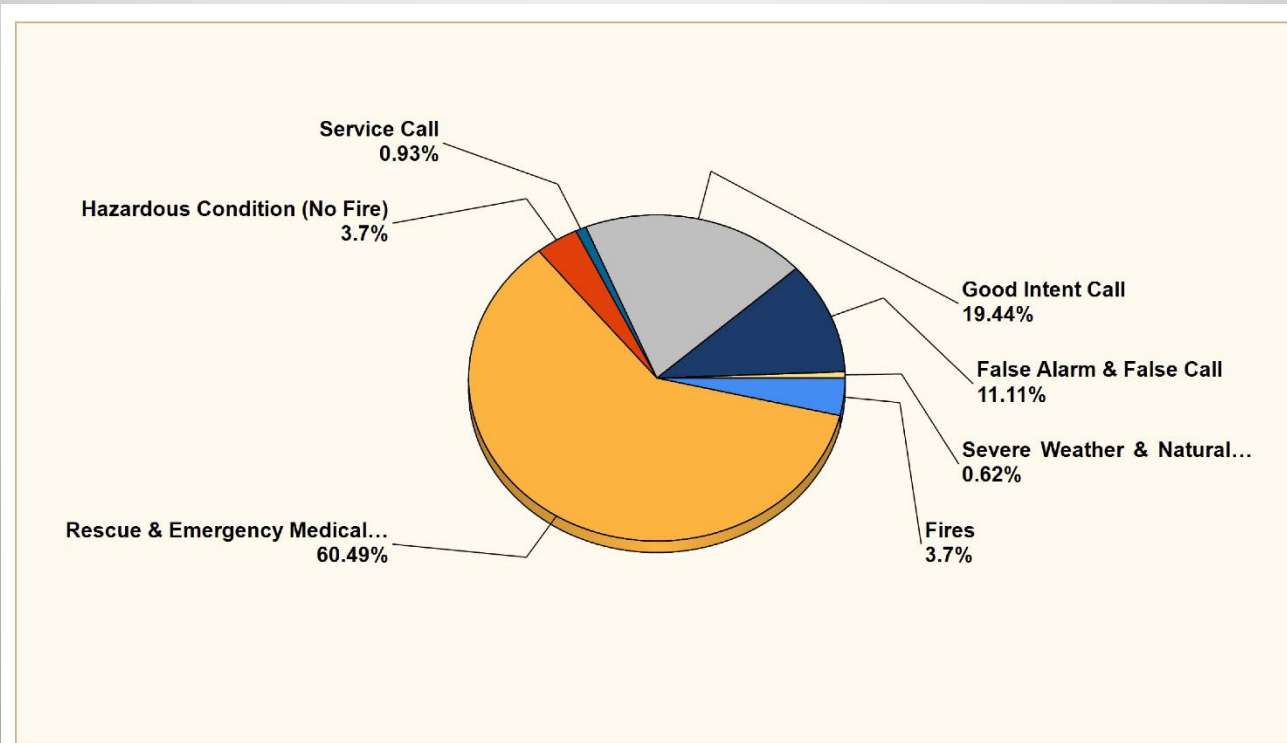
# Breakdown of Major Incident Types – All Calls



MAJOR INCIDENT TYPE	# INCIDENTS	% of TOTAL
Fires	39	6.85%
Rescue & Emergency Medical Service	323	56.77%
Hazardous Condition (No Fire)	19	3.34%
Service Call	5	0.88%
Good Intent Call	125	21.97%
False Alarm & False Call	56	9.84%
Severe Weather & Natural Disaster	2	0.35%
<b>TOTAL</b>	<b>569</b>	<b>100%</b>



# Breakdown of Major Incident Types - Albertville

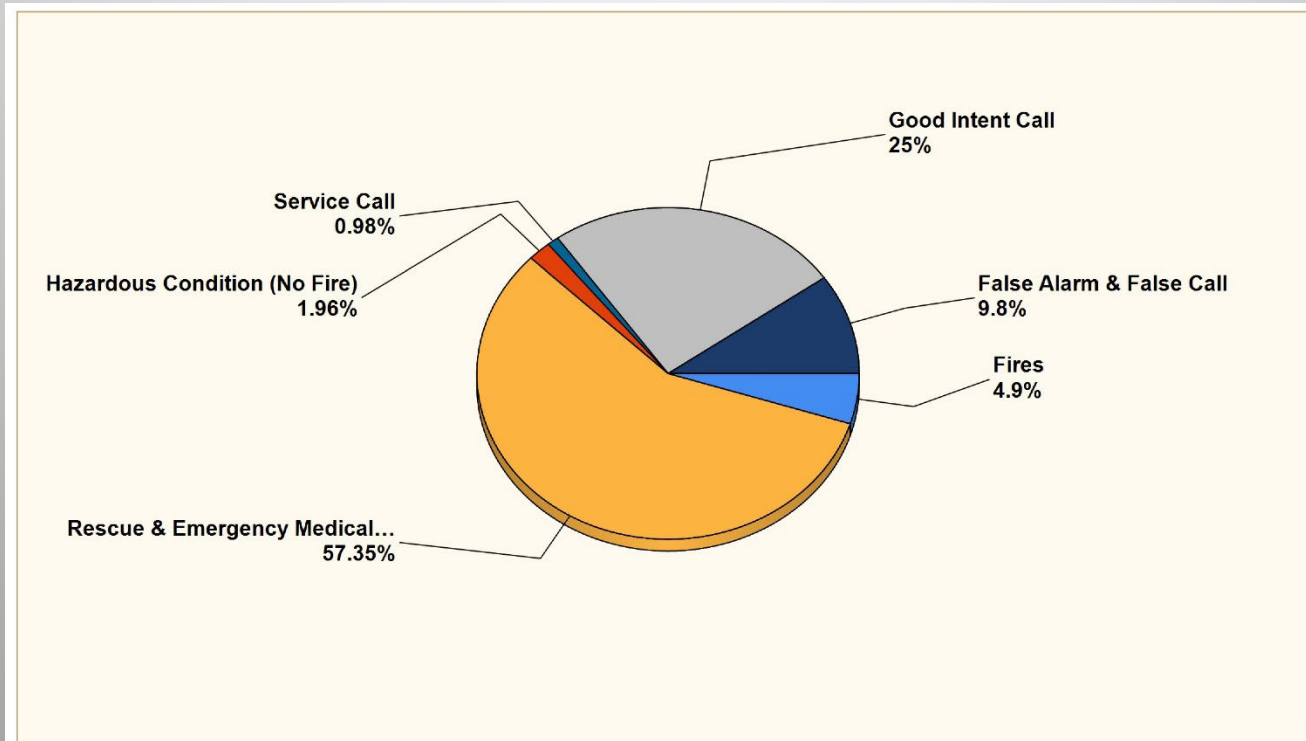


MAJOR INCIDENT TYPE	# INCIDENTS	% of TOTAL
Fires	12	3.7%
Rescue & Emergency Medical Service	196	60.49%
Hazardous Condition (No Fire)	12	3.7%
Service Call	3	0.93%
Good Intent Call	63	19.44%
False Alarm & False Call	36	11.11%
Severe Weather & Natural Disaster	2	0.62%
<b>TOTAL</b>	<b>324</b>	<b>100%</b>



# Breakdown of Major Incident Types

## - Otsego



MAJOR INCIDENT TYPE	# INCIDENTS	% of TOTAL
Fires	10	4.9%
Rescue & Emergency Medical Service	117	57.35%
Hazardous Condition (No Fire)	4	1.96%
Service Call	2	0.98%
Good Intent Call	51	25%
False Alarm & False Call	20	9.8%
<b>TOTAL</b>	<b>204</b>	<b>100%</b>





# Average Number of Personnel Per Call

INCIDENT TYPE	AVG. # PERSONNEL
111 - Building fire	10
113 - Cooking fire, confined to container	13
131 - Passenger vehicle fire	11
132 - Road freight or transport vehicle fire	8
134 - Water vehicle fire	9
142 - Brush or brush-and-grass mixture fire	16
143 - Grass fire	14
151 - Outside rubbish, trash or waste fire	10
154 - Dumpster or other outside trash receptacle fire	12
311 - Medical assist, assist EMS crew	10
321 - EMS call, excluding vehicle accident with injury	10
322 - Motor vehicle accident with injuries	11
324 - Motor vehicle accident with no injuries.	13
411 - Gasoline or other flammable liquid spill	1
412 - Gas leak (natural gas or LPG)	13
422 - Chemical spill or leak	1
424 - Carbon monoxide incident	7
444 - Power line down	13
445 - Arcing, shorted electrical equipment	12
500 - Service Call, other	17
531 - Smoke or odor removal	11
550 - Public service assistance, other	12
561 - Unauthorized burning	11
571 - Cover assignment, standby, moveup	7
611 - Dispatched & cancelled en route	11
621 - Wrong location	12
622 - No incident found on arrival at dispatch address	9
650 - Steam, other gas mistaken for smoke, other	21
651 - Smoke scare, odor of smoke	11
652 - Steam, vapor, fog or dust thought to be smoke	12
700 - False alarm or false call, other	10
731 - Sprinkler activation due to malfunction	13
733 - Smoke detector activation due to malfunction	10
735 - Alarm system sounded due to malfunction	10
736 - CO detector activation due to malfunction	11
741 - Sprinkler activation, no fire - unintentional	12
743 - Smoke detector activation, no fire - unintentional	13
745 - Alarm system activation, no fire - unintentional	8
746 - Carbon monoxide detector activation, no CO	11
814 - Lightning strike (no fire)	14
815 - Severe weather or natural disaster standby	18

# 2021 COVID-19 Information

- COVID-19 = Factor in Incidents:
  - Yes, COVID-19 was suspected = 8
  - Yes, COVID-19 was confirmed = 15
  - No, COVID-19 was not a factor = 546
  - Unknown = 0
- Staff time missed to Administrative Leave:
  - 133 Hours of Call Time



# 2021 Fire Department Information



# Fire Department Staffing

- Staffing as of 1/1/2022:
  - 1 Full-Time Fire Chief
  
  - Paid-On-Call Members (30 Authorized):
    - 1 = Deputy Fire Chief
    - 1 = Assistant Fire Chief
    - 3 = Company Captains
    - 1 = Training Captain
    - 3 = Lieutenants
    - 18 = Firefighters
  
    - **27 Paid-On Call Members**
  
  - Reserves:
    - 5 = Reserve Firefighters
  
  - **Total Staffing = 32 Members**



# Fire Department Time Commitment

- 2021 Call Hours:
  - Members attended 6,770 hours of call time
    - Average of **205** hours per member
  
- 2021 Training Hours:
  - Members attended 2,273 hours of training
    - Average of **69** hours per member
  
- 2021 Community/Volunteer Hours:
  - Members volunteered 917 hours of time
    - Average of **28** hours per member
  
- 2021 Total Time Commitment:
  - Average of **302** hours per member



# Fire Department Recognitions

- 2021 Retirements:
  - Assistant Fire Chief T. Mills = 23-Years
  - Firefighter B. Valerius = 31-Years
  
- 2021 Resignations:
  - J. Deehr = 3-Years
  - T. Stubbe = 1-Month
  - S. Olson = 1-Month
  
- 2022 Service-Year Awards:
  - 5-Years:
    - C. Thurber
  - 20-Years:
    - J. Davis
    - R. Peterson



# 2021 Fire Department Awards

- 2021 Top Volunteer Hours:
  - Top Volunteer Hours = **Firefighter N. Ose**
    - 84 Volunteer Hours
  - Department Average = 28 Hours
  
- 2021 Top Caller:
  - Top Caller = **Firefighter J. Grove**
    - 392 Calls
    - 68.89 %
  - Department Average = 32.43%
  
- 2021 Paul Heinen Above and Beyond Award:
  - Winner: **Lieutenant G. Gerads**
  
  - Nominations: K. Anderson, D. Asleson, N. Dording, J. Eull, K. Gammell, G. Gerads, J. Grove, C. Holzerland, N. Ose



# 2021 Board of Officer Promotions:

- Lieutenant #1:
  - G. Gerads





# 2021 Grant Review

- Minnesota Board of Firefighter Training and Education:
  - Received \$6,000 in initial Department Training Funds
  - Received \$6,240 in Redistribution Award Funds
  - In addition, full funding for:
    - Initial Fire Academy
    - Fire Instructor I Classes
    - Fire Officer I Classes
  - Total reimbursement request of \$19,770
  
- National Fire Safety Council:
  - Received \$2,576 in local, corporate, donations for Fire Safety / Public Education materials
    - Joint venture with the St. Michael Fire Department
    - STMA School District approach to fire prevention materials



# 2021 Grant Review

- FEMA FY 2021 Assistance to Firefighters Grant (AFG) Program
  - \$47,351.00 Grant Request
    - City share of \$2,254.81
  - Replacement Fixed Air Compressor / Cascade / Containment Fill Station for SCBA
    - Currently underfunded in the CIP
- MSFDA SAFER Grant
  - Reimbursable Grant Program
    - \$15,000 grant request for 5-sets of turnout gear
    - \$925.00 grant request for initial Reserve Firefighter health screenings
- 2022 DNR Volunteer Fire Assistance Grant Program
  - 50/50 Grant Program
  - \$10,000 Request
    - Wildland Turn-Out Gear



# 2021 Department Accomplishments

- Officer Promotions
- Two Classes of Reserve Firefighters
- I94 Construction = Auto-Dispatching & Response Protocols
- Allina Medical Call Response Guideline Review
- ESO Properties and Inspections Software
- SOP / SOG / Bylaw Updates



**Looking forward to 2022!**