



# ALBERTVILLE FIRE DEPARTMENT

## 2022 Annual Report





# ALBERTVILLE FIRE DEPARTMENT

- **Mission Statement**

Albertville Fire Department members are highly trained and dedicated to their community in order to maintain the following oath to our citizens:

"The mission of the Albertville Fire Department is to minimize the loss of life and property from fire, natural disaster, and hazardous material incidents; and to save lives by providing emergency services in life threatening situations in the Cities of Albertville and Otsego; and to perform these services in a safe and efficient manner by maintaining effective emergency response, life safety principles, fire suppression initiatives, and fire prevention training."

- **Vision Statement**

"The Albertville Fire Department is committed to providing a superior level of emergency service that continually improves the quality of life, health, and safety of the people who live, work in, and visit our community."



# ALBERTVILLE FIRE DEPARTMENT

- The Albertville Fire Department is committed to the following Core Values:
  - ❖ Integrity
  - ❖ Professionalism
  - ❖ Honor
  - ❖ Dedication

Integrity: That our moral principles and intellectual honesty will carry through to the Fire Department and everything we do in the community.

Professionalism: We hold our individual involvement in this profession to the highest standards through committed, quality service to our community. We exemplify our professionalism in the way we take pride in ourselves through our service and day-to-day interactions.

Honor: We are committed to honesty, moral values, and ethics in all that we do. We believe that every action we take reflects on all the members of the Fire Department, both past and present.

Dedication: We hold a passionate belief in our mission as a Fire Department.

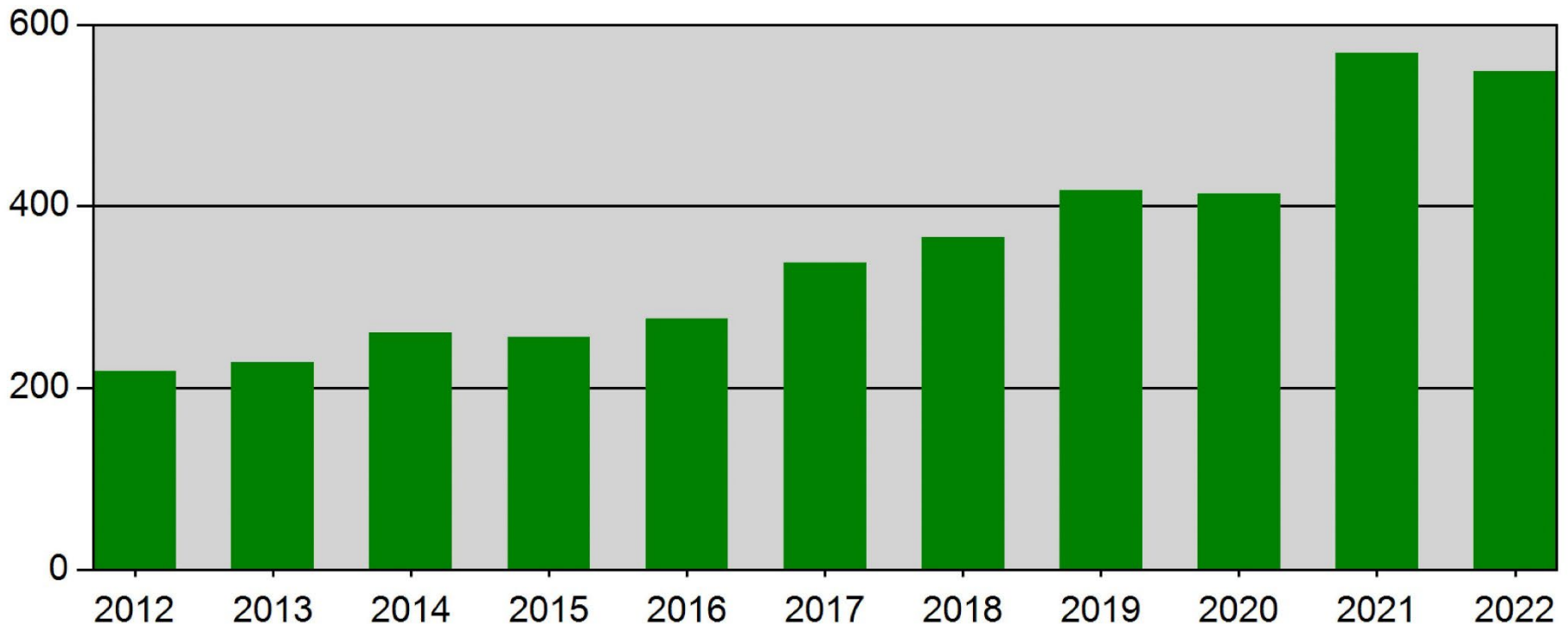


# 2022 Incident Data



# Incidents by Year

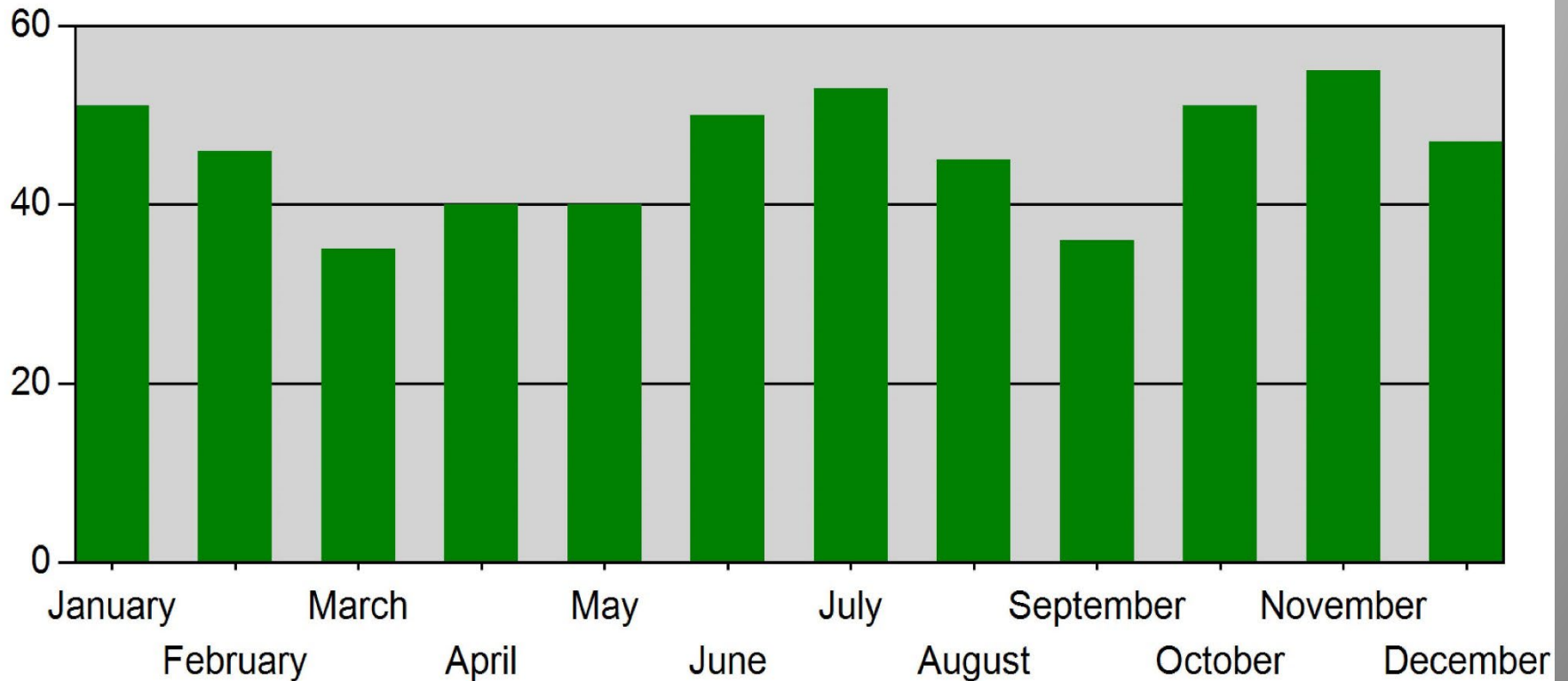
- 549 Calls in 2022, down from 569 in 2021.
- Annual call volume has increased by 151.83% since 2012.





# Incidents by Month

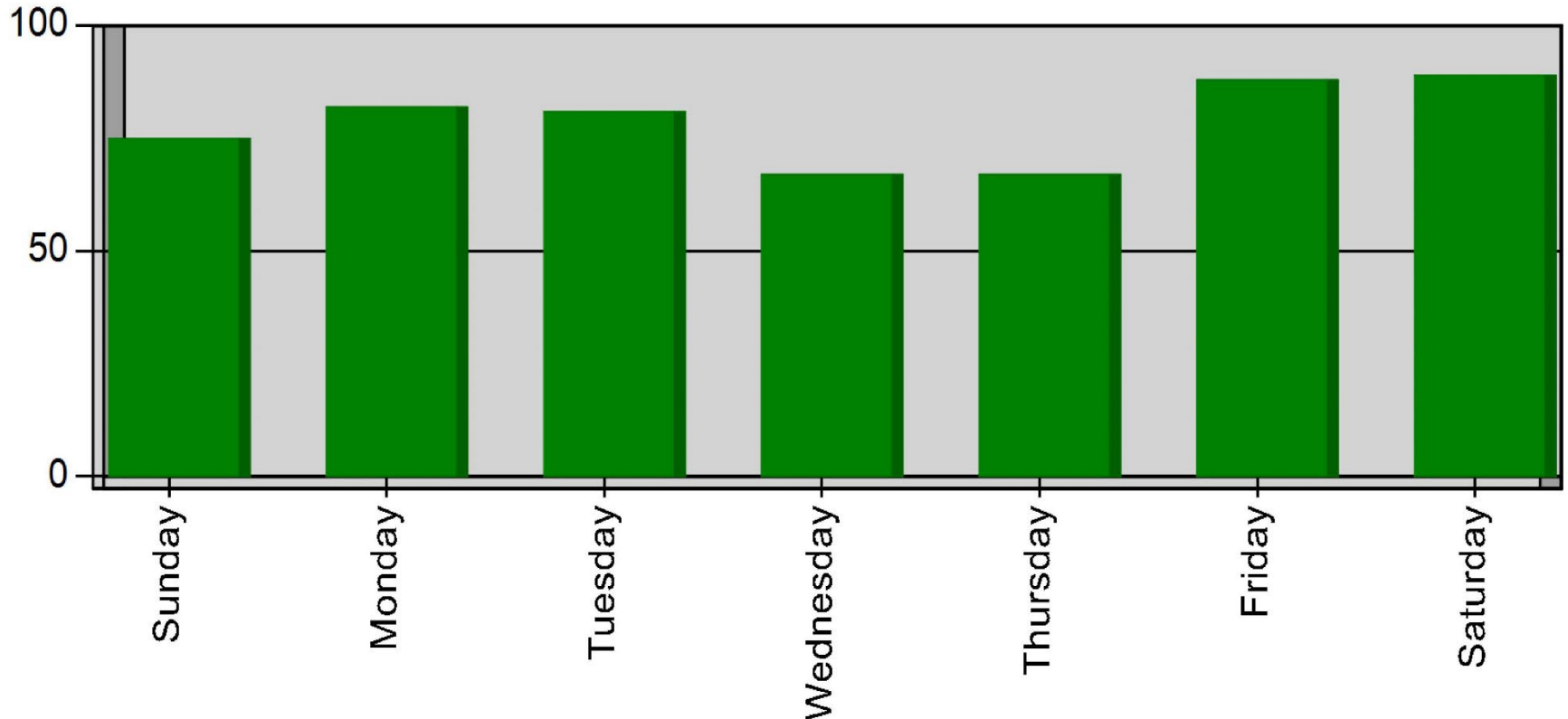
- Total Calls in 2022: 549





# Incidents by Day of the Week

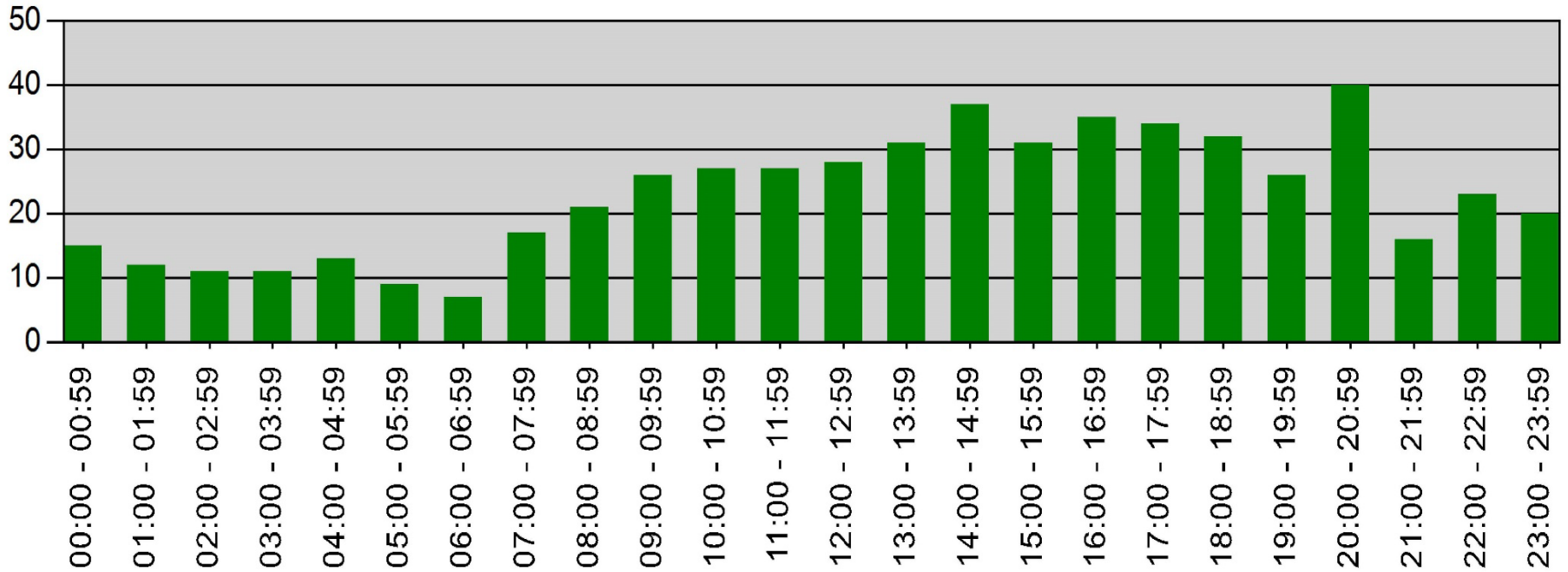
- Total Calls in 2022: 549





# Incidents by Hour of the Day

- Total Calls in 2022: 549

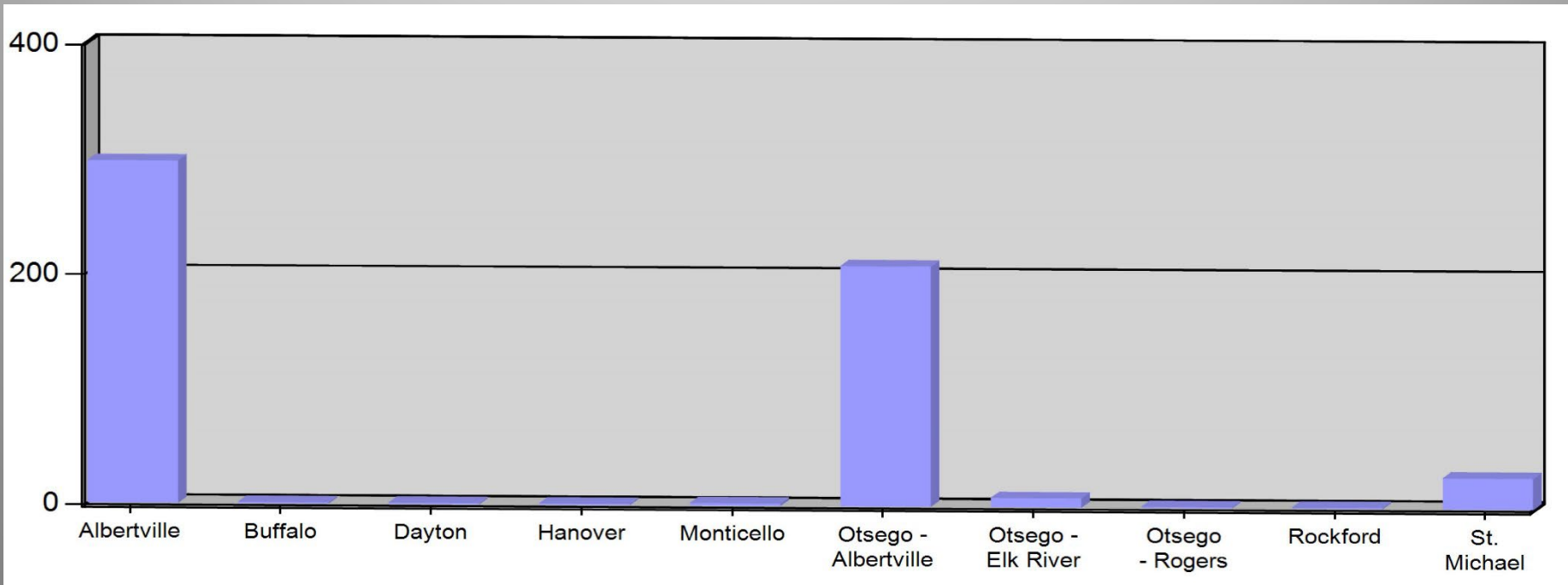






# Incidents by City:

- Total Calls in 2022: 549
  - Albertville: 298 (54.28%)
  - Otsego: 209 (38.06%)
  - Mutual Aid: 42 (7.65%)



# Incidents by City - History:

2022:

- Albertville = 298 (54.28%)
- Otsego = 209 (38.06%)

2021:

- Albertville = 324 (56.94%)
- Otsego = 204 (35.85%)

2020:

- Albertville = 231 (55.79%)
- Otsego = 158 (38.16%)

2019:

- Albertville = 234 (55.98%)
- Otsego = 164 (39.23%)

2018:

- Albertville = 218 (59.56%)
- Otsego = 131 (35.79%)



# Incidents by Day and Time

Hour	Sun	Mon	Tue	Wed	Thu	Fri	Sat
00:00	1	2	2	2	4	2	2
01:00	6	2	0	2	1	0	1
02:00	1	3	0	3	0	2	2
03:00	0	2	1	1	0	4	3
04:00	1	2	1	2	2	1	4
05:00	2	3	1	0	1	1	1
06:00	1	1	2	1	0	2	0
07:00	1	2	3	3	3	2	3
08:00	2	2	3	0	8	2	4
09:00	2	4	2	3	5	4	6
10:00	4	4	3	3	5	2	6
11:00	8	4	3	4	2	1	5
12:00	2	4	4	4	3	8	3
13:00	7	1	8	5	1	2	7
14:00	4	7	9	4	1	8	4
15:00	3	3	7	7	4	3	4
16:00	6	3	5	3	3	7	8
17:00	5	6	7	3	3	5	5
18:00	3	4	4	7	6	5	3
19:00	2	5	2	3	0	8	6
20:00	7	6	4	2	7	8	6
21:00	3	5	2	0	1	3	2
22:00	3	3	4	3	3	5	2
23:00	1	4	4	2	4	3	2
Total Responses for Day	75	82	81	67	67	88	89
% of Responses for Day	10.67%	8.54%	11.11%	10.45%	11.94%	9.09%	8.99%
% of Responses for Week	13.66%	14.94%	14.75%	12.20%	12.20%	16.03%	16.21%

Hour	Total per Hour	Percent
00:00	15	2.73%
01:00	12	2.19%
02:00	11	2.00%
03:00	11	2.00%
04:00	13	2.37%
05:00	9	1.64%
06:00	7	1.28%
07:00	17	3.10%
08:00	21	3.83%
09:00	26	4.74%
10:00	27	4.92%
11:00	27	4.92%
12:00	28	5.10%
13:00	31	5.65%
14:00	37	6.74%
15:00	31	5.65%
16:00	35	6.38%
17:00	34	6.19%
18:00	32	5.83%
19:00	26	4.74%
20:00	40	7.29%
21:00	16	2.91%
22:00	23	4.19%
23:00	20	3.64%
Total	549	100.00%

Maximum call volumes for each day are shown with a RED background, and maximum call volumes for each hour are shown with a BLUE background



# Incidents by Time Block

Hour	Sun	Mon	Tue	Wed	Thu	Fri	Sat
00:00	1	2	2	2	4	2	2
01:00	6	2	0	2	1	0	1
02:00	1	3	0	3	0	2	2
03:00	0	2	1	1	0	4	3
04:00	1	2	1	2	2	1	4
05:00	2	3	1	0	1	1	1
06:00	1	1	2	1	0	2	0
07:00	1	2	3	3	3	2	3
08:00	2	2	3	0	8	2	4
09:00	2	4	2	3	5	4	6
10:00	4	4	3	3	5	2	6
11:00	8	4	3	4	2	1	5
12:00	2	4	4	4	3	8	3
13:00	7	1	8	5	1	2	7
14:00	4	7	9	4	1	8	4
15:00	3	3	7	7	4	3	4
16:00	6	3	5	3	3	7	8
17:00	5	6	7	3	3	5	5
18:00	3	4	4	7	6	5	3
19:00	2	5	2	3	0	8	6
20:00	7	6	4	2	7	8	6
21:00	3	5	2	0	1	3	2
22:00	3	3	4	3	3	5	2
23:00	1	4	4	2	4	3	2

<b>Weekday</b>	<b>203</b>	<b>36.98%</b>
<b>Weeknights</b>	<b>106</b>	<b>19.31%</b>
<b>Weekends</b>	<b>168</b>	<b>30.60%</b>
<b>Med Company</b>	<b>72</b>	<b>13.11%</b>

# Incidents by Time Block:

## Weekday / Daytime:

- Monday to Friday / 5:00 a.m. to 5:00 p.m.
- 203 Calls (36.98%)

## Weekday / Nighttime:

- Monday to Friday / 5:00 p.m. to 10:00 p.m.
- 106 Calls (19.31%)

## Weekends:

- Friday 10:00 p.m. to Sunday 10:00 p.m.
- 168 Calls (30.60%)

## Medical Companies:

- Sunday to Friday / 10:00 p.m. to 5:00 a.m.
- 72 Calls (13.11%)
- 6 per month



# Incident Statistics – All Calls

INCIDENT COUNT			
INCIDENT TYPE		# INCIDENTS	
EMS		274	
FIRE		275	
<b>TOTAL</b>		<b>549</b>	
TOTAL TRANSPORTS (N2 and N3)			
APPARATUS	# of APPARATUS TRANSPORTS	# of PATIENT TRANSPORTS	TOTAL # of PATIENT CONTACTS
<b>TOTAL</b>			
PRE-INCIDENT VALUE		LOSSES	
<b>\$47,749,043.00</b>		<b>\$459,796.00</b>	
CO CHECKS			
424 - Carbon monoxide incident		6	
736 - CO detector activation due to malfunction		10	
746 - Carbon monoxide detector activation, no CO		7	
<b>TOTAL</b>		<b>23</b>	
MUTUAL AID			
Aid Type		Total	
Aid Given		41	
Aid Received		19	
OVERLAPPING CALLS			
# OVERLAPPING		% OVERLAPPING	
49		8.93	
LIGHTS AND SIREN - AVERAGE RESPONSE TIME (Dispatch to Arrival)			
Station	EMS	FIRE	
Albertville Fire Department	0:09:32	0:12:52	
<b>AVERAGE FOR ALL CALLS</b>		<b>0:09:57</b>	
LIGHTS AND SIREN - AVERAGE TURNOUT TIME (Dispatch to Enroute)			
Station	EMS	FIRE	
Albertville Fire Department	0:06:08	0:08:02	
<b>AVERAGE FOR ALL CALLS</b>		<b>0:06:20</b>	
AGENCY		AVERAGE TIME ON SCENE (MM:SS)	
Albertville Fire Department		43:23	

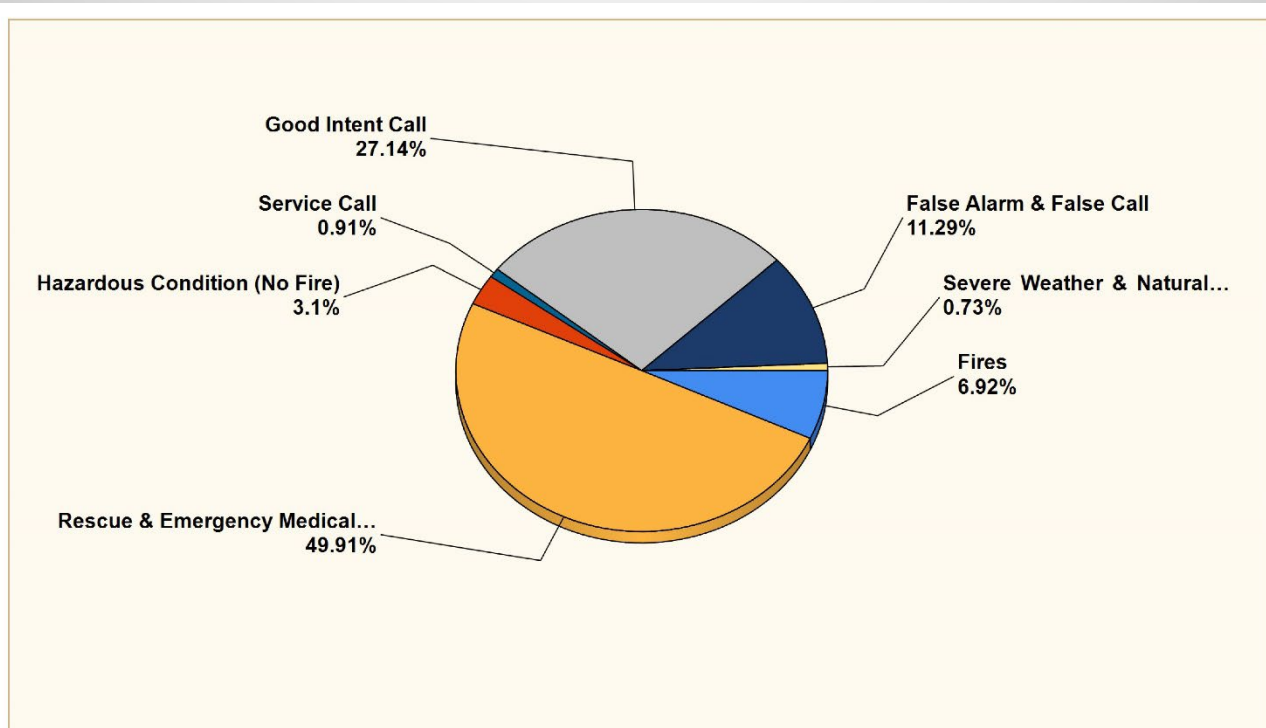


# Property Values Versus Loss and Save – All Calls

INCIDENT #	PRE-INCIDENT VALUE	LOSSES	SAVED
2022-7	\$658,417.00	\$0.00	\$658,417.00
2022-50	\$245,304.00	\$245,304.00	\$0.00
2022-130	\$193,962.00	\$25,792.00	\$168,170.00
2022-143	\$278,700.00	\$0.00	\$278,700.00
2022-217	\$257,484.00	\$2,000.00	\$255,484.00
2022-223	\$374,759.00	\$10,000.00	\$364,759.00
2022-233	\$30,000.00	\$30,000.00	\$0.00
2022-237	\$10,000.00	\$2,000.00	\$8,000.00
2022-242	\$75,000.00	\$75,000.00	\$0.00
2022-243	\$44,949,613.00	\$10,000.00	\$44,939,613.00
2022-248	\$8,500.00	\$8,500.00	\$0.00
2022-272	\$1,000.00	\$100.00	\$900.00
2022-282	\$10,000.00	\$1,000.00	\$9,000.00
2022-292	\$356,804.00	\$30,000.00	\$326,804.00
2022-299	\$280,000.00	\$600.00	\$279,400.00
2022-348	\$15,000.00	\$15,000.00	\$0.00
2022-508	\$4,500.00	\$4,500.00	\$0.00
<b>Totals:</b>	<b>\$47,749,043.00</b>	<b>\$459,796.00</b>	<b>\$47,289,247.00</b>



# Breakdown of Major Incident Types – All Calls



MAJOR INCIDENT TYPE	# INCIDENTS	% of TOTAL
Fires	38	6.92%
Rescue & Emergency Medical Service	274	49.91%
Hazardous Condition (No Fire)	17	3.1%
Service Call	5	0.91%
Good Intent Call	149	27.14%
False Alarm & False Call	62	11.29%
Severe Weather & Natural Disaster	4	0.73%
<b>TOTAL</b>	<b>549</b>	<b>100%</b>



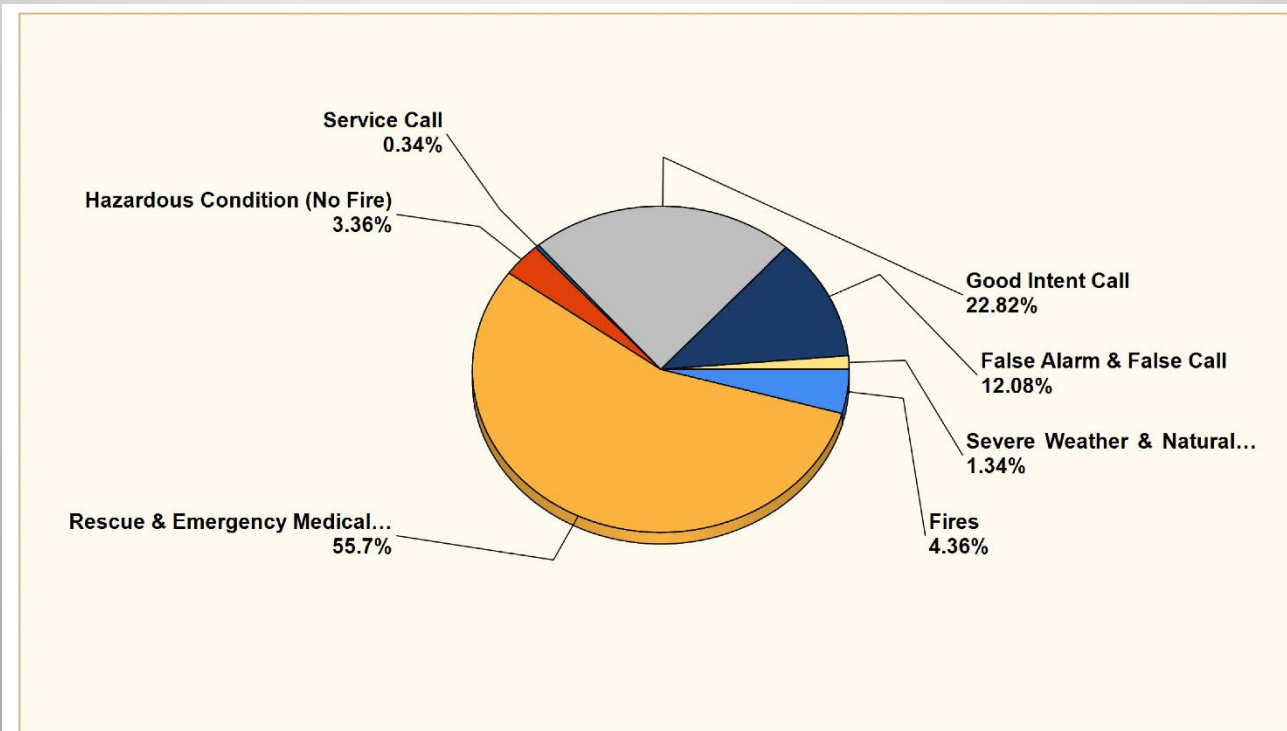


# Major Incident Types – Detailed Breakdown by Call Type

Detailed Breakdown by Incident Type		
INCIDENT TYPE	# INCIDENTS	% of TOTAL
111 - Building fire	18	3.28%
113 - Cooking fire, confined to container	2	0.36%
114 - Chimney or flue fire, confined to chimney or flue	1	0.18%
118 - Trash or rubbish fire, contained	2	0.36%
123 - Fire in portable building, fixed location	1	0.18%
131 - Passenger vehicle fire	8	1.46%
132 - Road freight or transport vehicle fire	1	0.18%
138 - Off-road vehicle or heavy equipment fire	2	0.36%
141 - Forest, woods or wildland fire	1	0.18%
143 - Grass fire	2	0.36%
311 - Medical assist, assist EMS crew	7	1.27%
321 - EMS call, excluding vehicle accident with injury	232	42.26%
322 - Motor vehicle accident with injuries	26	4.74%
324 - Motor vehicle accident with no injuries.	7	1.27%
341 - Search for person on land	2	0.36%
412 - Gas leak (natural gas or LPG)	10	1.82%
424 - Carbon monoxide incident	6	1.09%
445 - Arcing, shorted electrical equipment	1	0.18%
551 - Assist police or other governmental agency	5	0.91%
611 - Dispatched & cancelled en route	135	24.59%
622 - No incident found on arrival at dispatch address	3	0.55%
631 - Authorized controlled burning	1	0.18%
650 - Steam, other gas mistaken for smoke, other	1	0.18%
651 - Smoke scare, odor of smoke	5	0.91%
671 - HazMat release investigation w/no HazMat	3	0.55%
672 - Biological hazard investigation, none found	1	0.18%
700 - False alarm or false call, other	3	0.55%
731 - Sprinkler activation due to malfunction	4	0.73%
733 - Smoke detector activation due to malfunction	21	3.83%
735 - Alarm system sounded due to malfunction	9	1.64%
736 - CO detector activation due to malfunction	10	1.82%
741 - Sprinkler activation, no fire - unintentional	1	0.18%
743 - Smoke detector activation, no fire - unintentional	2	0.36%
745 - Alarm system activation, no fire - unintentional	5	0.91%
746 - Carbon monoxide detector activation, no CO	7	1.27%
815 - Severe weather or natural disaster standby	4	0.73%
<b>TOTAL INCIDENTS:</b>	<b>549</b>	<b>100%</b>



# Breakdown of Major Incident Types - Albertville

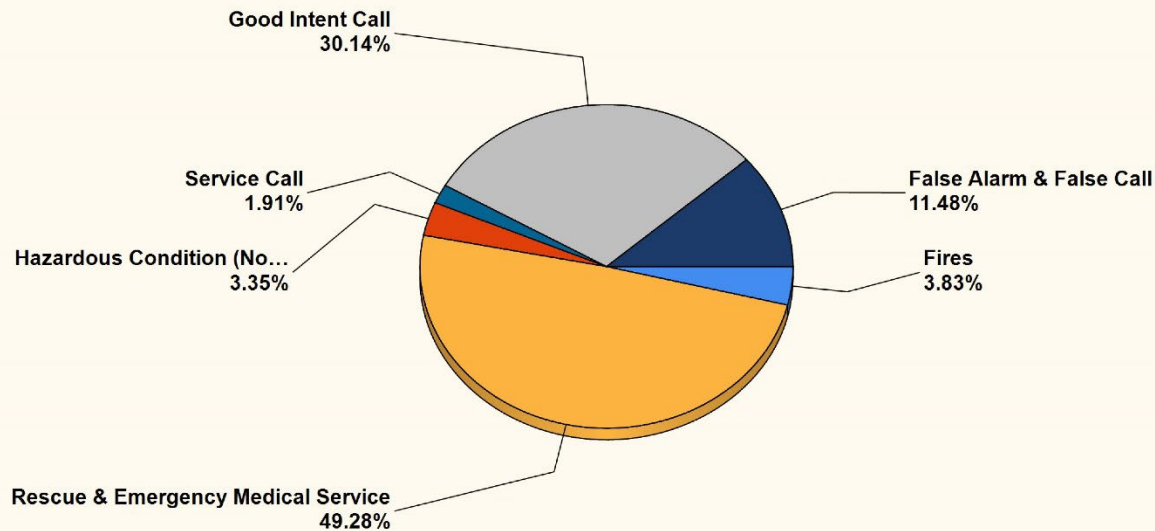


MAJOR INCIDENT TYPE	# INCIDENTS	% of TOTAL
Fires	13	4.36%
Rescue & Emergency Medical Service	166	55.7%
Hazardous Condition (No Fire)	10	3.36%
Service Call	1	0.34%
Good Intent Call	68	22.82%
False Alarm & False Call	36	12.08%
Severe Weather & Natural Disaster	4	1.34%
<b>TOTAL</b>	<b>298</b>	<b>100%</b>



# Breakdown of Major Incident Types

## - Otsego



MAJOR INCIDENT TYPE	# INCIDENTS	% of TOTAL
Fires	8	3.83%
Rescue & Emergency Medical Service	103	49.28%
Hazardous Condition (No Fire)	7	3.35%
Service Call	4	1.91%
Good Intent Call	63	30.14%
False Alarm & False Call	24	11.48%
<b>TOTAL</b>	<b>209</b>	<b>100%</b>



# Average Number of Personnel Per Incident

INCIDENT TYPE	AVG. # PERSONNEL
111 - Building fire	12
113 - Cooking fire, confined to container	9
114 - Chimney or flue fire, confined to chimney or flue	18
118 - Trash or rubbish fire, contained	7
123 - Fire in portable building, fixed location	15
131 - Passenger vehicle fire	10
132 - Road freight or transport vehicle fire	12
138 - Off-road vehicle or heavy equipment fire	9
141 - Forest, woods or wildland fire	9
143 - Grass fire	14
311 - Medical assist, assist EMS crew	10
321 - EMS call, excluding vehicle accident with injury	11
322 - Motor vehicle accident with injuries	12
324 - Motor vehicle accident with no injuries.	12
341 - Search for person on land	11
412 - Gas leak (natural gas or LPG)	11
424 - Carbon monoxide incident	10
445 - Arcing, shorted electrical equipment	6
551 - Assist police or other governmental agency	9
611 - Dispatched & cancelled en route	11
622 - No incident found on arrival at dispatch address	14
631 - Authorized controlled burning	11
650 - Steam, other gas mistaken for smoke, other	5
651 - Smoke scare, odor of smoke	10
671 - HazMat release investigation w/no HazMat	8
672 - Biological hazard investigation, none found	13
700 - False alarm or false call, other	7
731 - Sprinkler activation due to malfunction	11
733 - Smoke detector activation due to malfunction	10
735 - Alarm system sounded due to malfunction	12
736 - CO detector activation due to malfunction	10
741 - Sprinkler activation, no fire - unintentional	13
743 - Smoke detector activation, no fire - unintentional	9
745 - Alarm system activation, no fire - unintentional	12
746 - Carbon monoxide detector activation, no CO	8
815 - Severe weather or natural disaster standby	7



# 2022 Fire Department Information



# Fire Department Staffing

- Staffing as of 1/1/2023:
  - 1 Full-Time Fire Chief
  
  - Paid-On-Call Members (30 Authorized):
    - 1 = Deputy Fire Chief
    - 1 = Assistant Fire Chief
    - 3 = Company Captains
    - 0 = Training Captain
    - 3 = Lieutenants
    - 17 = Firefighters
  
    - **25 Paid-On Call Members**
  
  - Reserves:
    - 3 = Reserve Firefighters
  
  - **Total Staffing = 28 Members**



# Fire Department Time Commitment

- 2022 Call Hours:
  - Members attended 7,250 hours of call time
    - Average of **220** hours per member
- 2022 Training Hours:
  - Members attended 2,328 hours of training
    - Average of **71** hours per member
- 2022 Community/Volunteer Hours:
  - Members volunteered 719 hours of time
    - Average of **22** hours per member
- 2022 Total Time Commitment:
  - Average of **313** hours per member
    - 26 hours per month



# 2022 Fire Department Recognitions

- 2022 Retirements:
  - Deputy Fire Chief J. Davis = 20-years
  - Firefighter S. Olson = 16-years
  
- 2022 Resignations:
  - Firefighter J. Lindberg = 1-year
  - Reserve Firefighter Z. Schoen = 2-years
  - Firefighter R. Reinking = 3-years
  
- 2023 Service-Year Awards:
  - 5-years:
    - Firefighter B. Verville
  - 10-years:
    - Firefighter J. Kreutner
  - 15-years:
    - Lieutenant K. Anderson
    - Firefighter D. Eull
  - 20-years:
    - Firefighter P. Gonsior
    - Firefighter R. Tiernan





# 2022 Fire Department Awards

- 2022 Top Volunteer Hours:
  - Top Volunteer Hours = **Firefighter C. Follett**
    - 99 Volunteer Hours
  - Department Average = 22 Hours
- 2022 Top Caller:
  - Top Caller = **Firefighter T. Gonsior**
    - 397 Calls
    - 72.31%
  - Department Average = 208 Calls / 37.89%
- 2022 Paul Heinen Above and Beyond Award:
  - Winner: **Lieutenant G. Gerads**
  - Nominations: N. Dording, D. Eull, J. Eull, C. Follett, K. Gammell, G. Gerads, P. Gonsior, C. Holzerland, N. Ose



# 2022 Board of Officer Promotions:

- Deputy Fire Chief:
  - K. Gammell



# 2022 Grant Review

- Minnesota Board of Firefighter Training and Education:
  - Received \$4,340 in initial Department Training Funds
  - Requested \$3,100 in Redistribution Award Funds
  - In addition, full funding for:
    - Initial Fire Academy
    - Fire Instructor I Classes
    - Fire Officer I Classes
  - Total reimbursement request of \$7,440
  
- National Fire Safety Council:
  - Received \$2,061 in local, corporate, donations for Fire Safety / Public Education materials
    - Joint venture with the St. Michael Fire Department
    - STMA School District approach to fire prevention materials



# 2022 Grant Review

- CenterPoint Energy Community Safety Grant
  - Requested \$2,500 for use towards a new emergency power generator at the Fire Hall
  - Received \$2,300 from the Safety Grant Program



# 2022 Department Highlights

- Officer / Firefighter Promotions
- One Class of Reserve Firefighters
- Updated the City of Otsego Fire Protection Agreement
- Wright County Mitigation Plan Updates
- Frontline Worker Pay
- FirstDue Software Suite
- OSHA Inspection
- SOP / SOG / Bylaw Updates



**Looking forward to 2023!**